



Wolftank Group AG

Avg. consensus price target	EUR 19.00
Up-/Downside	136.0%
Consensus rating	BUY

KEY MEASURES 2024E

Revenue growth yoy	EBITDA-Margin	EPS	PE-Ratio 2025E
36.0% ↑	8.3% ↑	0.13 ↑	21.0x

COMPANY DESCRIPTION

Wolftank Group is a leading technology partner in environmental protection services such as tank and soil remediation. Wolftank also plans and builds refueling stations for LNG and hydrogen, which is likely to be the major growth driver in the years to come. The group supports its customers in implementing their projects in an efficient and sustainable way. In short: Wolftank develops and implements tomorrow's technologies to decarbonize transport and build the infrastructure for zero-emission mobility. With this, the company actively contributes to the implementation of the global climate targets. Wolftank is organized in four business units, Hydrogen, LNG, Environmental Services and Industrial Coating and is active on a global scale, with a dominant footprint on the European market.

COMPANY DETAILS

Company name:	Wolftank Group AG
Address:	Grabenweg 58
ZIP, city:	6020 Innsbruck
Country:	Austria
Phone:	Tel: +43 512 345726
Fax:	Fax: +43 512 345726 89
E-mail:	info@wolftankgroup.com
Web:	www.wolftankgroup.com
Company seat:	Innsbruck
Registered court:	Landesgericht Innsbruck
Register number:	FN 306731a
VAT-ID number:	ATU63994547

MANAGEMENT



Dr. Peter Werth
CEO
Since 2014



Markus Wenner
Chairman of the
Supervisory
Board



Simon Reckla
Group Executive
Board Member
Since 2023

SHARE PERFORMANCE



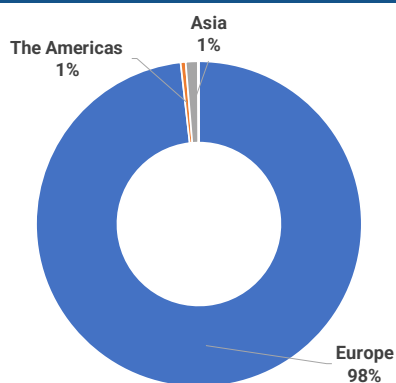
SHARE DATA

ISIN:	AT0000A25NJ6
WKN:	A2PBHR
Share type	Ordinary shares
Bloomberg Code	WAH:GR
Home exchange	Vienna
Index	m:access
Number of shares	5.28m
Previous close	EUR 8.05
52 week high	13.10
52 week low	7.40
30 days avg. trading volume	2,494
Market capitalization	EUR 42.5m
Sector	Renewables

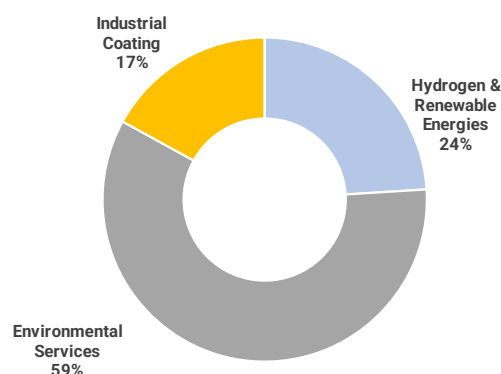
EQUITY STORY - WHY TO INVEST

- Wolftank benefits from its strong positioning in highly fragmented niche markets. A regulatory environment as well as required certifications create high barriers to entry, protecting an otherwise low capital-intensive industry from emerging competition. Wolftank differentiates by having a sophisticated track record – a priceless asset as failure to perform often can lead to disproportionate reputational damages and ultimately costs. On top, scale advantages allow for technological leadership (e.g. in house epoxy resin development / tank repair automation via robotic) or the ability to operate own training facilities for a still labor-intensive task.
- The beauty of the equity story is however massive structural growth and pent-up demand driven by increasing environmental awareness and secular growth drivers due to the commissioning of new LNG and hydrogen petrol stations in Europe, which alone will grow somewhat between 35-100% p.a. (CAGR 22-28E), according to varying market reports. To capture the growth from a different angle, Wolftank currently has customers' orders and enquires at hand which are more than twice its annual turnover. A game changing JV with Kuwait Petroleum, Italia as well as a spree of other prestigious names in the field of hydrogen and LNG further sets the stage for double digit top- and bottom-line growth in the years to come.

GEOGRAPHIC FOOTPRINT

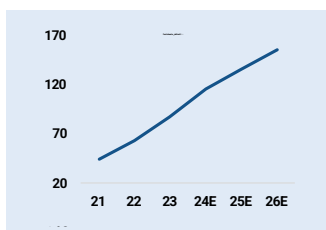


SEGMENTS

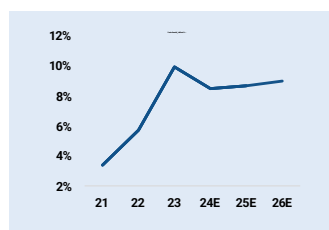


P&L data	2020	2021	2022	2023	2024E	2025E	2026E
Sales	35.0	44.6	62.7	86.8	118.0	138.1	158.8
Sales growth in %	-32.4%	27.4%	40.6%	38.3%	36.0%	17.0%	15.0%
EBITDA	0.3	1.5	3.6	8.6	9.8	11.8	14.0
EBITDA margin in %	0.8%	3.4%	5.7%	9.9%	8.3%	8.5%	8.8%
EBIT	-1.8	-1.3	0.0	3.9	6.1	8.5	10.5
EBIT margin in %	-5.1%	-3.0%	0.1%	4.5%	5.2%	6.1%	6.6%
Earnings per share	-0.61	-0.67	-0.43	-0.65	0.13	0.38	0.77
Dividend per share	0.00	0.00	0.00	0.00	0.00	0.00	0.00

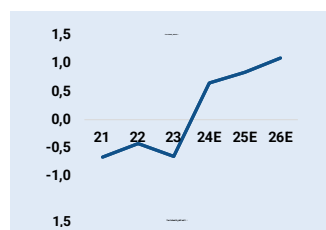
Sales



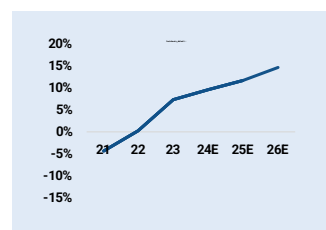
EBITDA margin



EPS



ROCE



B/S and valuation	2020	2021	2022	2023	2024E	2025E	2026E
Net debt	12.8	11.4	4.9	15.6	9.2	6.5	7.0
Net debt / EBITDA	45.4x	7.6x	1.4x	1.8x	0.9x	0.6x	0.5x
ROCE	-7.2%	-3.7%	0.1%	5.6%	7.8%	11.7%	14.5%
Dividend yield	0.0%	0.0%	0.0%	0.0%	0.0%	0.0%	0.0%
P/B ratio	1.60	3.17	4.07	3.47	4.55	5.51	6.79
FCF yield	-0.2%	13.8%	0.8%	17.8%	12.3%	12.4%	6.0%
EV/EBIT	-30.7x	-40.2x	1,002.1x	14.8x	8.5x	5.9x	4.8x
P/E ratio	-13.1x	-11.9x	-18.9x	-12.4x	62.7x	21.0x	10.5x

SHAREHOLDERS

Management	15.2%
MuM Beteiligung / GCI	7.2%
Paladin Asset Management	9.1%
Eiffel Investment Gruppe	6.5%
Baywobau	6.3%
Dr. A. v. Aufschnaiter	5.6%
Free Float	50.1%

PRODUCTS & SERVICES



FINANCIAL CALENDAR

16.05.2025	Full Year Results 2024
06.06.2025	Annual General Meeting
11.06.2025	Ex-Dividend Date
13.06.2025	Dividend Payment Date
18.09.2025	Half Year Results 2025

INVESTOR RELATIONS CONTACT



Dr. Peter Werth
 Investor Relations
 Tel: +43 512 345726
 Fax: +43 512 345726 89
investor-relations@wolftankgroup.com